
















1. I have been told about the study and I know why it is being done and what to do. I know that I do not have to do it if I do not want to. If I have questions I can ask my teacher. I know that I can stop at any time.

		Response Percent	Response Count
I understand and will begin the survey.		99.0%	587
I would rather not do it.		1.0%	6
answered question			593
skipped question			0

2. Where do you go to school?




		Response Percent	Response Count
PS 12		0.0%	0
PS 14		8.8%	48
PS 19		5.7%	31
PS 30		0.9%	5
PS 54		0.0%	0
PS 76		0.4%	2
PS 92		34.1%	186
PS 111		9.0%	49
PS 127		0.0%	0
PS 151		0.0%	0
PS 153		0.0%	0
Al-Iman School		2.9%	16
Al-Manoor School		4.8%	26
Bais Yaakov Academy		0.0%	0
Bnos Malka Academy		0.0%	0
El-Ber Islamic School		0.0%	0
Machon Academy		0.0%	0
Our Lady of Mercy		0.0%	0
Our Lady of Sorrows		0.0%	0
Queens Academy HS		0.0%	0
Queens Lutheran School		0.0%	0
Razi School		0.0%	0
Redeemer Lutheran		0.0%	0

Resurrection Ascension School		0.0%	0
St. Adalbert		0.0%	0
St. Francis of Assisi School		2.9%	16
St. John Lutheran School		0.0%	0
St. Kevin School		0.0%	0
St. Mel School		7.0%	38
St. Nicholas of Tolentine		5.3%	29
St. Raphael School		0.0%	0
Sacred Heart School		0.0%	0
Shaarei Zion Ohel Bracha		0.0%	0
Tiferes Torah Institute		0.0%	0
Yesheiva Tifereth Moshe		0.0%	0
Yeshivat Our Haim		0.0%	0
IS 5		0.0%	0
IS 10		0.0%	0
IS 61		0.0%	0
IS 72		0.0%	0
IS 73		0.0%	0
IS 77		0.0%	0
IS 89		0.0%	0
IS 91		0.0%	0
IS 93		0.0%	0
IS 125		0.0%	0
IS 126		0.0%	0
IS 141		0.0%	0







IS 144		5.7%	31
IS 145		0.0%	0
IS 157		0.0%	0
IS 185		0.0%	0
IS 189		0.0%	0
IS 204		0.0%	0
IS 217		0.0%	0
IS 230		0.0%	0
IS 237		0.0%	0
Other		12.5%	68
other school (please specify)			67

answered question	545
skipped question	48




3. What grade are you in?

		Response Percent	Response Count
3		9.9%	54
4		41.5%	226
5		48.6%	265
answered question			545
skipped question			48

4. How often do you use your computer at home for homework?

		Response Percent	Response Count
I don't have a computer at home		10.7%	57
I don't use my home computer for homework		28.1%	150
A few times a year		13.5%	72
About once a month		10.9%	58
About once a week		18.8%	100
Almost every night		18.0%	96
answered question			533
skipped question			60

5. Compared to last year, this year my teachers are using computers...

		Response Percent	Response Count
less		19.3%	103
about the same amount		33.6%	180
more		47.1%	252
answered question			535
skipped question			58



6. Compared to last year, this year students in my grade are using computers...

		Response Percent	Response Count
less		19.8%	105
about the same amount		45.1%	239
more		35.1%	186
answered question			530
skipped question			63



7. During this school year, how much time per week did you spend using computers in your class(es)?

		Response Percent	Response Count
Not at all		12.4%	67
Once a week		49.9%	269
2 times a week		18.9%	102
3 or 4 times a week		9.3%	50
Every day		9.5%	51
answered question			539
skipped question			54



8. During this school year, I typed up reports and assignments.

		Response Percent	Response Count
Yes		35.3%	163
No		64.7%	299
		answered question	462
		skipped question	131



9. During this school year, I made spreadsheets and graphs.

		Response Percent	Response Count
Yes		20.8%	96
No		79.2%	366
		answered question	462
		skipped question	131



10. During this school year, I used blogs to communicate with other students and teachers

		Response Percent	Response Count
Yes		18.8%	87
No		81.2%	375
		answered question	462
		skipped question	131



11. During this school year, I did research on the Internet for a report or assignment.

		Response Percent	Response Count
Yes		51.5%	238
No		48.5%	224
answered question			462
skipped question			131



12. During this school year, I made a PowerPoint presentation.

		Response Percent	Response Count
Yes		12.3%	57
No		87.7%	405
answered question			462
skipped question			131



13. During this school year, I used the computer to make a graphic novel.

		Response Percent	Response Count
Yes		5.2%	24
No		94.8%	438
answered question			462
skipped question			131



14. During this school year, I took a test on the computer.

		Response Percent	Response Count
Yes		26.6%	123
No		73.4%	339
answered question			462
skipped question			131



15. During this school year, I used a computer program to improve my study skills or learning skills.

		Response Percent	Response Count
Yes		65.2%	301
No		34.8%	161
answered question			462
skipped question			131



16. During this school year, I made or listened to a podcast.

		Response Percent	Response Count
Yes		14.3%	66
No		85.7%	396
answered question			462
skipped question			131



17. During this school year, I made or edited a webpage or worked in a web environment, like a wikispace.

		Response Percent	Response Count
Yes		8.7%	40
No		91.3%	422
answered question			462
skipped question			131



18. This school year, I collected data using equipment that go with the computer, like probes or PDAs.

		Response Percent	Response Count
Yes		4.3%	20
No		95.7%	442
answered question			462
skipped question			131












19. This school year, I made or edited a video or movie.

		Response Percent	Response Count
Yes		5.6%	26
No		94.4%	436
answered question			462
skipped question			131

20. During the past school year, I created or contributed to a web-based map or timeline.

		Response Percent	Response Count
Yes		12.1%	56
No		87.9%	406
answered question			462
skipped question			131

21. In which subjects do you use technology. (Check all that apply)

		Response Percent	Response Count
Math		43.7%	202
Sciences		37.9%	175
English Language Arts		38.1%	176
Social Studies		44.8%	207
Art		9.3%	43
Music		6.3%	29
Physical Education/Gym		5.8%	27
ESL or ELL		3.0%	14
Computer Class		79.2%	366
Multi-Media		4.1%	19
None of the Above		1.5%	7
Other (please specify)			9
answered question			462
skipped question			131

22. Do you know how to use the following equipment, applications or web sites?

	Yes	No	Response Count
Digital camera or video	65.2% (344)	34.8% (184)	528
Audacity or GarageBand	7.8% (41)	92.2% (487)	528
iMovie or Movie Maker	22.9% (121)	77.1% (407)	528
Wikispaces	25.0% (132)	75.0% (396)	528
Teacher/Classroom Blogs	49.6% (262)	50.4% (266)	528
Google Maps	59.1% (312)	40.9% (216)	528
Comic Life	27.7% (146)	72.3% (382)	528
NYLearns	14.2% (75)	85.8% (453)	528
answered question			528
skipped question			65

23. How much do you agree with these statements?

	I agree	I'm not sure	I disagree	Rating Average	Response Count
I am able to learn more when I use computers in my school.	62.7% (324)	31.3% (162)	6.0% (31)	1.43	517
I work harder on my assignments when I am using a computer.	45.0% (232)	35.5% (183)	19.4% (100)	1.74	515
I would be a better student if I got to use technology more in school.	46.3% (239)	35.5% (183)	18.2% (94)	1.72	516
Teachers in this school know a lot about how to use computers to help students learn more.	71.4% (367)	23.2% (119)	5.4% (28)	1.34	514
There are enough computers in my school for students to use for their schoolwork.	33.8% (175)	42.4% (219)	23.8% (123)	1.90	517
I am using computers in my class (es) in ways that other students in this school are not.	18.8% (97)	44.3% (228)	36.9% (190)	2.18	515
I have shown other students how to do things with computers.	40.4% (208)	20.8% (107)	38.8% (200)	1.98	515
I have shown a teacher how to do things with computers.	10.3% (53)	16.2% (83)	73.5% (377)	2.63	513
I use computers more in my class (es) than other students in this school	11.3% (58)	48.3% (249)	40.4% (208)	2.29	515
answered question					518
skipped question					75